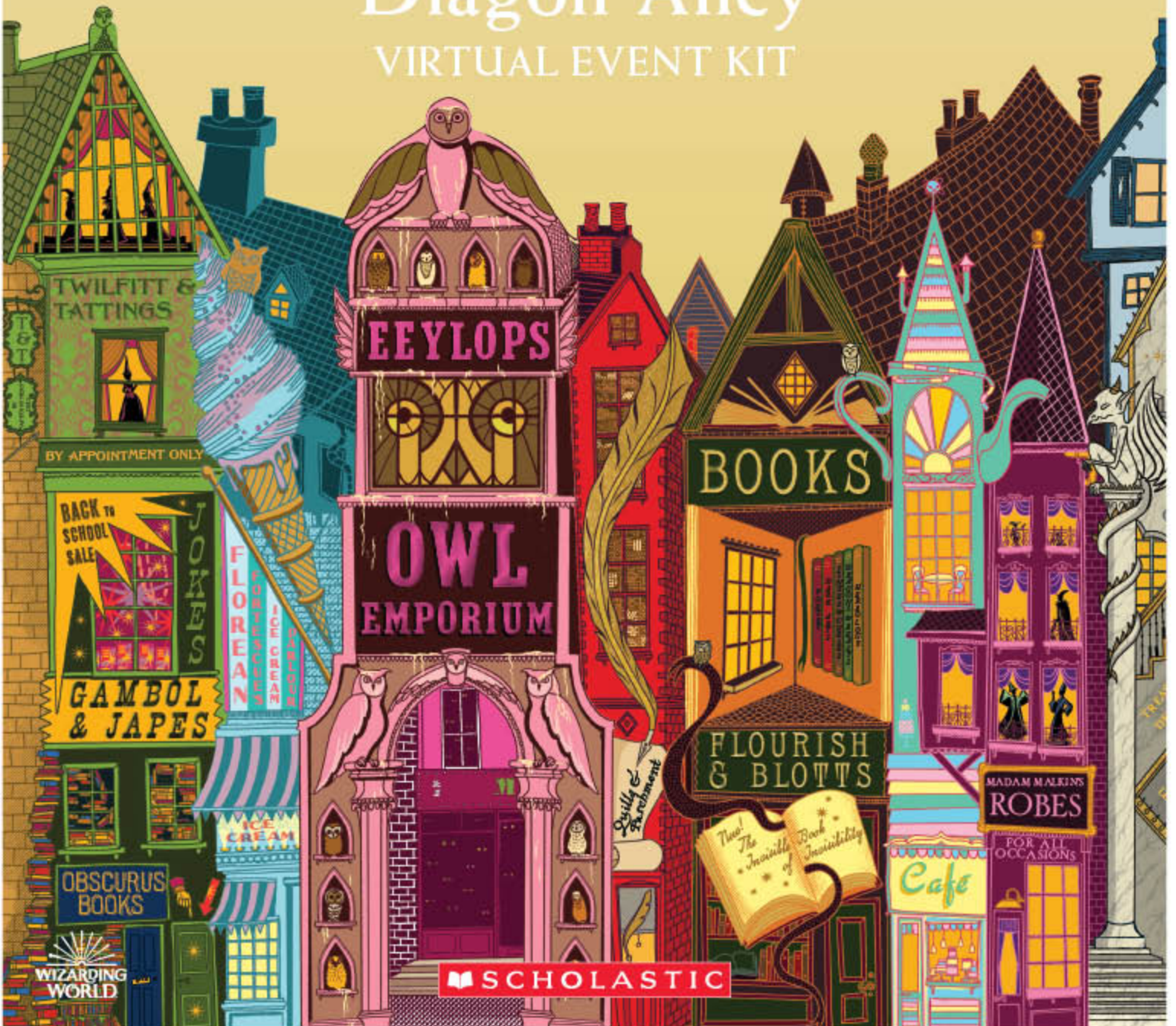


# Harry Potter

BOOK  
NIGHT

Diagon Alley  
VIRTUAL EVENT KIT



 SCHOLASTIC

Welcome! We're delighted that you're taking part in our seventh annual **Harry Potter Book Night**. This year's magical theme is **Diagon Alley**. Witches, wizards, and Muggles from all around the world are invited to discover the secrets of these spellbinding shops and stores.

Wands at the ready ... let the magic begin!

*"Three up ... two across ..." he muttered. "Right, stand back, Harry."*

*He tapped the wall three times with the point of his umbrella.*

*The brick he had touched quivered - it wriggled - in the middle, a small hole appeared - it grew wider and wider - a second later they were facing an archway large enough even for Hagrid, an archway on to a cobbled street which twisted and turned out of sight.*

*"Welcome," said Hagrid, "to Diagon Alley."*



## WHAT'S INSIDE THE PACK

This pack is filled with magical games and spellbinding activities to help you host an enchanting virtual event fit for witches, wizards, and Muggles of all ages. Whether your guests are new to the books or superfans, this kit will give you all the inspiration and practical resources you'll need.

### CONTENTS

*Harry Potter Book Night at a Glance* ..... page 4

#### PREPARATION

*Invitation Template* ..... page 6

*Magical Costumes* ..... page 7

#### THE EVENT

*Activities* ..... page 8

#### DIAGON ALLEY QUIZ

*Questions and Answers* ..... page 25

*Bonus Quiz for Superfans* ..... page 26

#### USEFUL INFORMATION

*Answers* ..... page 27

*Lumos* ..... page 28

\* The kit is intended for events that are organized and run by schools, community centers, libraries, and bookstores and which encourage community participation. We ask that the events please remain non-commercial in nature. That means, for example, that your **Harry Potter Book Night** event should be entirely free of charge. Furthermore, your event and, more generally, the Harry Potter properties, should not be sponsored by or associated with any commercial or non-qualifying organizations. So, for example, if a business is supplying items for your event, that business's logos and/or branding should not feature on any materials relating to **Harry Potter Book Night** and it should not in any way appear that such businesses are endorsed by or connected with Harry Potter, J.K. Rowling, or Warner Bros. While we very much encourage you to get creative with your events, please note that we're not granting permission for you to create and produce any new Harry-Potter-themed goods or services to sell at your **Harry Potter Book Night**. Any commercial uses of the Harry Potter trademarks and other intellectual property would require separate permissions. If you're unsure about a particular use or activity, please get in touch.

# HARRY POTTER BOOK NIGHT AT A GLANCE

**Harry Potter Book Night** is officially on Thursday, February 4th but you can hold your celebration whenever you like. Follow the suggestions below to ensure that your virtual event is a success!

## 1. Think about your guests

How many people will you invite? Who do you think is most likely to participate? Who will help you host?

## 2. Invite your guests or publicize your event

Mail/email your invitations out well in advance so people can start planning. You can find posters and other images that can be shared on social media at [harrypotterbooknight.com](http://harrypotterbooknight.com).

## 3. Build excitement

Let your guests know about all the fun they can look forward to on the night and if there are any prizes to be won. You might choose to build excitement by posting a countdown showing how many sleeps to go before **Harry Potter Book Night**.

## 4. Prepare your games and activities

Which games will you play? Which activities will you host? Will you need to tailor these for your audience? What will you need to make, buy, or prepare ahead of time?

## 5. Set the mood

Download our special Diagon Alley virtual event background image available at [harrypotterbooknight.com](http://harrypotterbooknight.com).

### SUGGESTED TWEETS

**BEFORE:** We're celebrating #HarryPotterBookNight! Find out more about our spellbinding event here: [insert link]

**ON THE DAY:** Happy #HarryPotterBookNight everyone! We'll be celebrating at [insert time and virtual location] [harrypotterbooknight.com](http://harrypotterbooknight.com)

**AFTER:** Thank you for celebrating #HarryPotterBookNight with us and sharing the magic!

If you are under the age of 16 please check with an adult if you plan to host a party. You should be over the age of 13 to use most social media platforms.

To host a successful **Harry Potter Book Night**, you don't need to stick closely to the activities and games in this pack. You can use them as a jumping-off point, and adapt the fun so that they suit the age and number of your guests.

**Are you running a virtual Harry Potter Book Night at your school?**

You might choose to keep the friendly competition within your classroom, or to compete against different classes in the school. Prizes can be awarded at a virtual assembly or announced in the school newsletter.

**Are you hosting a virtual Harry Potter Book Night for a small group?**

In the same way that the games and activities in this kit can easily be scaled up, they can also easily be scaled down. Most of the ideas in this kit can work with groups as small as two!

Quizzes, dress-up, and all of the games and activities provided in this kit can be enjoyed in a virtual event, allowing friends, book clubs, and families in different locations to share the fun together. Virtual events may require a little extra planning, though, so be sure to get your guests on board well ahead of time. For example, you might need to send out a list of craft materials for each person to gather and have ready on the night, or email out printouts of the word search so that your guests can all play together.



# INVITATION TEMPLATE

Use this template to invite guests to your **Harry Potter Book Night: Diagon Alley** event. The first has the official date of Thursday, February 4th already filled in and the second has a blank space for you to fill in with an alternative date, if you are celebrating on a different night. Make sure you send out invitations well ahead of the event. If you prefer, you could design your own e-invites instead.

*Dear Reader,*

We are pleased to inform you that you have been invited to our **Harry Potter Book Night: Diagon Alley** virtual party.

Date: **Thursday, February 4, 2020**

.....  
.....  
.....

**RSVP:** By owl or email to:

**DRESS CODE:** WIZARDING ROBES OR HARRY POTTER FANCY DRESS

*Harry Potter*  
BOOK NIGHT



*Dear Reader,*

We are pleased to inform you that you have been invited to our **Harry Potter Book Night: Diagon Alley** virtual party.

Date: .....

.....  
.....  
.....

**RSVP:** By owl or email to:

**DRESS CODE:** WIZARDING ROBES OR HARRY POTTER FANCY DRESS

*Harry Potter*  
BOOK NIGHT



# MAGICAL COSTUMES

To make your night truly memorable, encourage your guests to get dressed up.

## Dress as a witch or wizard

You could simply wear a cloak and a hat, or you could dress as one of the witches, wizards, or creatures that work in Diagon Alley:

- Fred or George Weasley; or their employee Verity, who wears bright magenta clothing
- Ollivander, a wizened man who sells wands
- Madam Malkin, a witch who fits robes
- Tom, the bartender at the Leaky Cauldron
- Florean Fortescue, owner of the ice-cream parlour
- Mr. Borgin, co-owner of Borgin and Burkes
- The dragon inside Gringotts Bank
- Griphook, a goblin who works at Gringotts Bank

## Use a prop

- Hagrid's pink umbrella
- A wand
- A hat
- A broomstick
- A pet, such as a toy toad, rat, or owl



## Turn yourself into something magical

Diagon Alley is full of magic! Why not step outside the box and dress as one of these?

- A Nimbus 2000: dress in brown; tape twigs to your legs; pin a "Nimbus 2000" tag to your chest
- An ice-cream from Florean Fortescue's: glue colored pom-poms to a hat; dress in pale yellow for the ice-cream cone
- A wizarding world "book": cut out a set of pages from old newspapers; pin them to your clothing so that you are covered in words
- A Puking Pastille: dress your top half in orange and your bottom half in purple

# WELCOME TO DIAGON ALLEY!

Step inside Diagon Alley, a magical place hidden away in the heart of London, filled with all things spectacular, from solid gold cauldrons to bat spleens and eels' eyes, tottering piles of spell books, potion bottles, cats, rats, and owls.

We've provided some exciting activities and games to help you explore this vibrant wizarding scene. You might like to do them all, or just pick your favorites.

## GRINGOTTS BANK

### Read aloud to set the scene

*Harry Potter and the Sorcerer's Stone*

Look up the section in Chapter Five, Diagon Alley, where Hagrid takes Harry on his first visit to Gringotts bank.

### The wizarding world's most wanted

In the words of Hagrid, "yeh'd be mad ter try an' rob it." Even so, witches and wizards have tried, some successfully and some not, to break into Gringotts.

Imagine that there has been a successful robbery at Gringotts. The thief has run off with bags upon bags of wizarding gold! Make a WANTED poster to help try to catch your villain. You can include:

- A drawing of the suspect
- Where the suspect was last seen
- A description of what the suspect was wearing
- What the suspect is accused of taking
- How much wizarding gold you can offer as a reward for information

### Bonus challenge

The suspect has been captured! Write an article for the *Daily Prophet* reporting on how the suspect was caught.







## Master the maze

The inside of Gringotts is a maze of twisting passages. Wind your way through to reach Harry's safe.

START



END



## OLLIVANDERS

### Read aloud to set the scene

*Harry Potter and the Sorcerer's Stone*

Look up the section in Chapter Five, Diagon Alley, where Hagrid takes Harry to buy his first wand.



### Make your own wand

Making your wand:

1. If you are using cardboard or paper, roll it tightly and tape it shut. Paint your wand brown.
2. Use colored markers, paint, and glitter to decorate your wand.
3. Add your wand core while decorating. Choose from three different glitter options to represent your core—e.g., unicorn hair (white or silver), phoenix feather (gold or red), dragon heartstring (black or green).

Making a special case for your wand:

1. Create your wand case by covering a shoebox using paper and glue.
2. Decorate your wand case with colored markers, paint, and glitter. Leave one side of the box blank.
3. Cut out the panel on the following page, fill it in, then stick it to the side of the box.

My name is \_\_\_\_\_

My wand's magical core is \_\_\_\_\_

My wand is made of \_\_\_\_\_

## MAGICAL MENAGERIE

### Read aloud to set the scene

*Harry Potter and the Prisoner of Azkaban*

Look up the section in Chapter Four, The Leaky Cauldron, where Harry, Ron, and Hermione visit the Magical Menagerie.

### Guess the magical creature

The Magical Menagerie sells all sorts of animals. In fact, it's where Hermione found her part-Kneazle pet Crookshanks. The wizarding world is full of amazing magical creatures just waiting to be found.

Print out one set of the cards on the next page, then cut them out and put the cards in a hat.

The host pulls out a card and shares it, by private chat, with one person in the group. The selected person must pretend to be the animal while the rest of their group must guess the name of the creature.

The aim of the game is to be as imaginative as possible. The actor can make sounds, point to colors around the room, and mime actions. The only thing they can't do is say words!



## KNEAZLE

(a small cat-like creature with flecked, speckled, or spotted fur, oversized ears, and a tail like a lion's)

## TOAD

## TROLL

## YETI

## RAVEN

## RAT

## DRAGON

## PHOENIX

(swan-sized scarlet bird with a long golden tail, beak, and talons; its tears have healing properties; its song is magical)

## THESTRAL

(a type of winged horse that is invisible to most people)

## CENTAUR

(has a human head, torso, and arms joined to a horse's body)

## NIFFLER

(fluffy, black, and long-snouted; likes to burrow; is attracted to anything that glitters)

## HIPPOGRIFF

(has the head of a giant eagle and the body of a horse; witches and wizards must maintain eye contact and bow upon approaching this creature)

## MADAM MALKIN'S ROBES FOR ALL OCCASIONS

### Read aloud to set the scene

*Harry Potter and the Sorcerer's Stone*

Look up the section in Chapter Five, Diagon Alley, where Hagrid takes Harry to get his new school uniform.

### Dress to impress

Grab a few craft materials and become a wizarding robe designer! Imagine that you have been invited to an elaborate and elegant ball. What robes would you wear? Can you add gloves, a scarf, a hat, or a cloak to complete your look?


#### *You will need:*

- Scissors
- Glue
- Scraps of different types of fabric
- Scraps of colored paper
- Colored markers

Your guests can make any kind of robes they like, or they might like to model their look after some of the memorable robes worn by Harry and his friends, including:

- Ron's dress robes of maroon velvet with lace at the neck and cuffs
- Harry's dress robes of bottle green
- Hermione's dress robes of periwinkle blue
- Pansy Parkinson's frilly pink robes

Provide your guests with a copy of the template below. Invite them to use the craft materials to design a set of magical robes for their paper figure.



# THE APOTHECARY SHOP


## Read aloud to set the scene

*Harry Potter and the Sorcerer's Stone*

Look up the section in Chapter Five, Diagon Alley, where Harry visits the Apothecary and finds himself examining silver unicorn horns and glittery-black beetle eyes!

## Diagon Alley word search

The Apothecary is full of strange and wonderful magical artifacts, from dragon liver to unicorn horn, and it's where Hogwarts students can go to buy the ingredients for their Potions lessons. Do your best to locate each of the potions ingredients in the grid below. Words can read up, down, across, diagonally, and backwards.



BICORN HORN

BOOMSLANG SKIN

FLUXWEED

KNOTGRASS

LACEWING FLIES

LEECHES

NETTLES

QUILLS

SNAKE FANGS

SOPOPHOROUS BEAN

VALERIAN ROOTS

Check your  
answers on  
page 27!

You might know what a lacewing fly looks like, but what about a Bicorn Horn? Use your imagination to sketch and color the ingredients that can be used to make all sorts of weird and wonderful potions.

## FLOURISH AND BLOTTS

### Read aloud to set the scene

*Harry Potter and the Prisoner of Azkaban*

Look up the section in Chapter Four, The Leaky Cauldron, where Harry is surprised to find hundreds of copies of *The Monster Book of Monsters* grappling each other in the bookshop window.

### Find the perfect book

When Harry first walks into Flourish and Blotts he is astounded by shelves “stacked to the ceiling with books as large as paving stones bound in leather; books the size of postage stamps in covers of silk; books full of peculiar symbols and a few books with nothing in them at all.”



The list on the below left includes some interests a witch or wizard might have, and the list on the right includes the names of some books from the wizarding world. Match the interest to the right title to make a set of delightful book pairings.

*Revenge*

*Gillyweed*

*Hippogriffs*

*Werewolves*

*The future*

*Hiding away*

*The Wimbourne Wasps*

*The Chamber of Secrets*

*Hogwarts: A History*

*Curses and Counter-Curses*

*Broken Balls: When Fortunes Turn Foul*

*The Monster Book of Monsters*

*Quidditch Through the Ages*

*The Invisible Book of Invisibility*

*Magical Mediterranean Water Plants and Their Properties*

*Hairy Snout, Human Heart*

## QUALITY QUIDDITCH SUPPLIES

### Read aloud to set the scene

*Harry Potter and the Prisoner of Azkaban*

Look up the section in Chapter Four, The Leaky Cauldron, where a crowd has gathered around Harry's favorite shop, Quality Quidditch Supplies, to admire the Firebolt broom in the window.

### Quidditch challenge

Cut out the words below, fold them up, and put them in a hat. Divide your guests into groups of three or four. Each member of the group takes a turn to select a card. They must draw whatever is on their card, and their team has to guess what it is.

If you're playing online, the host can send a message to each guest individually with two or three of the words below. Guests can take turns drawing their words and holding up their artwork for the other guests to see and guess.

QUAFFLE	BLUDGER
GLASSES	HELMET
CHASER	BEATER
NIMBUS 2000	WHISTLE
COMMENTATOR	GOAL HOOPS
GOLDEN SNITCH	BROOM CARE KIT
BEATER'S BAT	FIREBOLT
SEEKER	GOAL KEEPER
SCARF	QUIDDITCH THROUGH THE AGES
REFEREE	SCORING A GOAL



## Bonus challenge

To make this game more difficult, invite the different groups to compete against each other in a timed challenge. Each team selects a representative. The representatives share the same card. On "Go!" each representative has to draw what's on the card. The team that guesses first wins that round.

## Ultimate fan

Every inch of Ron's bedroom is covered in Quidditch memorabilia from his favorite team, the Chudley Cannons.

Invite your guests to create some memorabilia to show their support for their favorite team. They could make banners, posters, flags, bunting, themed broom-care kits, scarves, gloves ... anything they like!

Here are some ideas to get you started:

- Chudley Cannons, Ron's favorite team – orange, with two black Cs on the back of their robes. Their symbol is a speeding cannonball
- Puddlemere United, with Oliver Wood in the reserves – navy-blue robes bearing the club emblem of two crossed golden bulrushes
- The Bulgarian national team, for which Viktor Krum is the Seeker – red robes, with Veela as their mascots
- The Irish national team, who played Bulgaria in the Quidditch World Cup – green robes, with leprechauns as their mascots
- The Hogwarts house teams – red and gold for Gryffindor, blue and bronze for Ravenclaw, silver and green for Slytherin, and yellow and black for Hufflepuff

Is your favorite team not on the list? You can find out more about the different Quidditch teams in Kennilworthy Whisp's *Quidditch Through the Ages*.



## WEASLEYS' WIZARD WHEEZES

### Read aloud to set the scene

*Harry Potter and the Half-Blood Prince*

Look up the section in Chapter Six, Draco's Detour, where Ron, Harry and Mrs. Weasley visit Weasleys' Wizard Wheezes for the first time.

### U-No-Poo

The window display of Fred and George's Weasleys' Wizard Wheezes is a blazing mix of sound and color, with popping, flashing, bouncing, and shrieking merchandise vying for attention, and a giant purple and yellow poster advertising a creation called U-No-Poo.

Provide a copy of the template on the following page for each of your guests. Invite your guests to seize their customers' attention by coloring in this sign with as many bright colors as they can!

### Bonus challenge

Fred and George's joke shop offers a range of products, from practical Shield Hats, useful in the war against the Dark Arts, to a range of love potions that can have potentially disastrous consequences.

Invite your guests to use colored pencils, markers, paper, tape, and glue to create eye-catching packaging for a Weasleys' Wizard Wheezes product of their choice. Here are some ideas to get you started:

- Skiving Snackboxes, including Nosebleed Nougat, Puking Pastilles, Fainting Fancies, and Fever Fudge
- Patented Daydream Charms
- Love potions
- Decoy Detonators
- Punching telescopes
- Extendable Ears
- Instant Darkness Powder
- Ten-Second Pimple Vanisher

Don't forget to match your packaging to the product inside. For example, the packaging for Instant Darkness Powder might have an explanation of how the product works and when to use it, and feature plainer colors such as grays and blacks. The packaging for a Patented Daydream Charm might feature dreamy pastel pinks, yellows, and blues.

WHY ARE YOU WORRYING ABOUT  
*YOU-KNOW-WHO?*

YOU SHOULD BE WORRYING ABOUT

J  
-  
N  
-  
R  
-  
O  
-  
O

The Constipation Sensation That's GRIPPING the Nation!

## BORGIN AND BURKES

### Read aloud to set the scene

*Harry Potter and the Chamber of Secrets*

Look up the section in Chapter Four, At Flourish and Blotts, where Draco and Lucius Malfoy visit Borgin and Burkes in Knockturn Alley.

### The Hand of Glory

Borgin and Burkes is located just off Diagon Alley in Knockturn Alley, a dodgy place catering to the seedier, Darker type of wizarding folk. Inside you can find a variety of Dark objects such as the Hand of Glory. Insert a candle into the hand and it gives light only to the holder. In the words of Mr. Borgin himself, it is the “best friend of thieves.”

Have your guests form groups of threes or fours. Invite each group to imagine that they have been given the Hand of Glory for one day and one day only. Time for some mischief!

In their groups, have your guests map out a covert mission to achieve their devious ambitions. Have you always wanted to sneak into the Slytherin common room? Now is the time! Keen to pull a prank on the Hufflepuff Quidditch team? Go for it! Has Snape picked on you one too many times and you want to switch his shampoo with a bottle of Bubotuber pus? Now is your chance!

Encourage your guests to be as bold and sneaky, brazen and cheeky as they like. What is their goal? Who will be involved? What will each person's role in the mission be? What is the escape plan if they get caught?

You might choose to invite each group of co-conspirators to present their mission plans to the others. A prize can be awarded to the most inventive and devious group.



## NOW THAT YOU KNOW DIAGON ALLEY ...

### Grand opening

Imagine that you are setting up your very own shop in Diagon Alley. Design a set of posters to entice customers into your store. Here's a design idea to get you started:

★ ★ **My name:** ★ ★

—  —

**The name of my shop:**

★ ★ ★ ★

**Here is a picture of my shop:**

★ ★ **What my shop sells:** ★ ★

### Who am I?

Who might you see in Diagon Alley?

This activity requires some guesswork!

Prior to the event, print out the set of cards on the following page and cut them out.

On the night, the host draws a character name and assigns it to one person without showing that person their name. The host then shares the name with all the other guests.

The aim of the game is for each person to guess the name on their own character card. Each person asks the group a question with a “yes” or “no” answer. If the answer is “yes” then the person is allowed to ask another question. If the answer is “no” then it’s the next person’s turn.

The game continues until everyone has guessed their character’s name.



HARRY POTTER	MR. WEASLEY
RON WEASLEY	MRS. WEASLEY
HERMIONE GRANGER	FRED WEASLEY
GINNY WEASLEY	GEORGE WEASLEY
MR. MALFOY	MRS. MALFOY
HAGRID	PROFESSOR QUIRRELL
DRACO MALFOY	MADAM MALKIN
OLLIVANDER	FLOREAN FORTESCUE
NEVILLE LONGBOTTOM	LEE JORDAN

### Bonus challenge

Here are some more difficult ones:

SEAMUS FINNIGAN	DEAN THOMAS
MRS. GRANGER	MR. GRANGER
TOM, THE BARTENDER AT THE LEAKY CAULDRON	MUNDUNGUS FLETCHER
PROFESSOR UMBRIDGE	CORNELIUS FUDGE, THE MINISTER FOR MAGIC

### I went to Diagon Alley and I bought ...

This is a memory game, to test just how well you know Diagon Alley.

Have each virtual guest take turns to name a shop in Diagon Alley that they have visited. The trick is to remember where each person before you went. If you repeat the name of a shop or if you list the shops out of order, you're out. The last person wins.


For example, the first person could say, "I went to Diagon Alley and I visited Madam Malkins." The second person would then repeat Madam Malkins and then add on a shop of their own: "I went to Diagon Alley and I visited Madam Malkins and Ollivanders." The third person could say, "I went to Diagon Alley and I visited Madam Malkins, Ollivanders, and Gringotts."

### Bonus challenge

Diagon Alley is full of magical artifacts you can only purchase in the wizarding world: Lunascopes, moving models of the galaxy, Puking Pastilles, solid gold Gobstones ... For an extra challenge, let your group know which magical item you bought at the shop you visited.

For example, the first person could say, "I went to Madam Malkins and bought a set of canary-yellow robes." The second person could then say, "I went to Madam Malkins and bought a set of canary-yellow robes, then I went to the Apothecary and bought five Knuts' worth of beetles' eyes."

Listen hard – this will be a big test of your memory!





# DIAGON ALLEY QUIZ

## QUESTIONS AND ANSWERS

Test your knowledge in this Diagon Alley themed quiz!

Arrange your guests into teams and have them write down their answers. The team with the most correct answers wins a prize.

1. What broomstick does Harry see in the window of Quality Quidditch Supplies before the start of his third year at Hogwarts?

*Answer: A Firebolt*

2. What small, fluffy creature does Ginny buy at Weasleys' Wizard Wheezes?

*Answer: A Puffy Puff*

3. Which book sold at Flourish and Blotts needs to be kept inside a cage?

*Answer: The Monster Book of Monsters*

4. Who is the first Hogwarts student that Harry ever meets, inside Madam Malkin's Robes for All Occasions?

*Answer: Draco Malfoy*

5. What large magical creature lives in the depths of Gringotts Bank?

*Answer: A dragon*

6. What is the name of Hermione's pet, which she finds in the Magical Menagerie?

*Answer: Crookshanks*

7. Which shop did Voldemort once work in?

*Answer: Borgin and Burkes*

8. Which famous author do Harry and his friends meet inside Flourish and Blotts, before the start of their second year?

*Answer: Gilderoy Lockhart*

9. Which magical creatures work at Gringotts?

*Answer: Goblins*

10. What sweet treat does Florean Fortescue sell?

*Answer: Ice-cream*



## BONUS QUIZ FOR SUPERFANS

1. Harry, Ron and Hermione visit the Magical Menagerie to find Rat Tonic for Scabbers. Which animals do they find playing some sort of skipping game on the counter?

*Answer: Sleek black rats*

2. What is the name of the employee who works at Weasleys' Wizard Wheezes?

*Answer: Verity*

3. Apart from Harry's own, which Gringotts vault do Hagrid and Harry visit together?

*Answer: Vault seven hundred and thirteen*

4. Which magical item kept inside Borgin and Burkes allows Death Eaters to enter Hogwarts in Harry's sixth year?

*Answer: One of two Vanishing Cabinets*

5. When was Ollivanders founded?

*Answer: 382 B.C.*

6. Which Hogwarts professor do Harry and Hagrid meet inside the Leaky Cauldron on Harry's first visit to Diagon Alley?

*Answer: Professor Quirrell*

7. There is a warning engraved on the silver doors that lead into Gringotts. The first line reads, 'Enter, stranger, but take heed'. What is the second line?

*Answer: "Of what awaits the sin of greed"*

8. Which robes shop does Draco Malfoy and his mother choose to visit after finding Harry, Ron, and Hermione inside Madam Malkin's Robes for All Occasions?

*Answer: Twilfitt and Tattings*

9. On a visit to Flourish and Blotts, Mr. Malfoy slips Tom Riddle's diary into which book of Ginny's?

*Answer: A Beginner's Guide to Transfiguration*

10. Harry, Ron, and Hermione spot poisonous snails on their visit to the Magical Menagerie. What color were they?

*Answer: Orange*



# ANSWERS

## WORD SEARCH (page 14)



## FIND THE PERFECT BOOK (page 15)

Revenge → *Curses and Counter-Curses*

Gillyweed → *Magical Mediterranean Water Plants and Their Properties*

Hippogriffs → *The Monster Book of Monsters*

Werewolves → *Hairy Snout, Human Heart*

The future → *Broken Balls: when Fortunes turn Foul*

Hiding away → *The Invisible Book of Invisibility*

The Wimbourne Wasps → *Quidditch Through the Ages*

The Chamber of Secrets → *Hogwarts: A History*

Lumos is a spell I created in Harry Potter  
to bring light into dark places . . .

There are eight million children around the world  
living in institutions or so-called “orphanages”.

Most of these children are not orphans, but  
separated from their families because of poverty,  
disability, natural or man-made crisis, and a lack of  
access to services that can help support and keep  
vulnerable families together.

J.K. Rowling

Lumos is J.K. Rowling’s award-winning international children’s charity  
that helps to provide children in these difficult situations with a safe  
and happy family instead of life in an orphanage.



To find out more about how you can help Lumos, including  
how to make Lumos your chosen annual charity, contact the  
fundraising team at [fundraising@wearelumos.org](mailto:fundraising@wearelumos.org) or visit  
[wearelumos.org/get-involved/fundraise](http://wearelumos.org/get-involved/fundraise)


With your support, Lumos can rescue children and reunite families. Visit [www.wearelumos.org](http://www.wearelumos.org).

You can connect with Lumos through our [Instagram](#), [Facebook](#), and [Twitter](#) accounts  
and let us know about your fundraising activities.

Get ready to share the magic!

# Harry Potter

## BOOK NIGHT



 SCHOLASTIC

[scholastic.com](http://scholastic.com)

[scholastic.com/harrypotterbooks](http://scholastic.com/harrypotterbooks)

#HarryPotterBookNight

Wizarding World characters, names, and related indicia are TM and © Warner Bros. Entertainment Inc. Wizarding World Publishing Rights © J.K. Rowling. Art and design by Marlene © 2020 by Scholastic Inc. SCHOLASTIC and associated logos are trademarks and/or registered trademarks of Scholastic Inc.