

# What's Your Flavor?

Looking for a fun, relaxing activity to beat the heat? Have students create their own ice cream sundaes representing their reading flavors!

## TEACHER NOTES:

This cut-and-paste exercise prioritizes student choice, can be differentiated for various ages, and is flexible enough to assign however and whenever you want! Students will reflect and build on their reading habits and interests as they create their own paper sundaes with ice cream scoops for topics/genres and three different toppings for types of reading activities.

After assembling their sundaes on the last page of this packet, students can discard the scraps and submit their one-page project. Each sundae will be unique, especially if you encourage students to color and decorate the final product!

This is a great project to close out the school year and assign over summer break to motivate students to keep reading. If you are in contact with the next grade-level teacher team, see if they would be interested in having students bring their ice cream sundaes to the first day of school to introduce themselves and start building a classroom community!

---

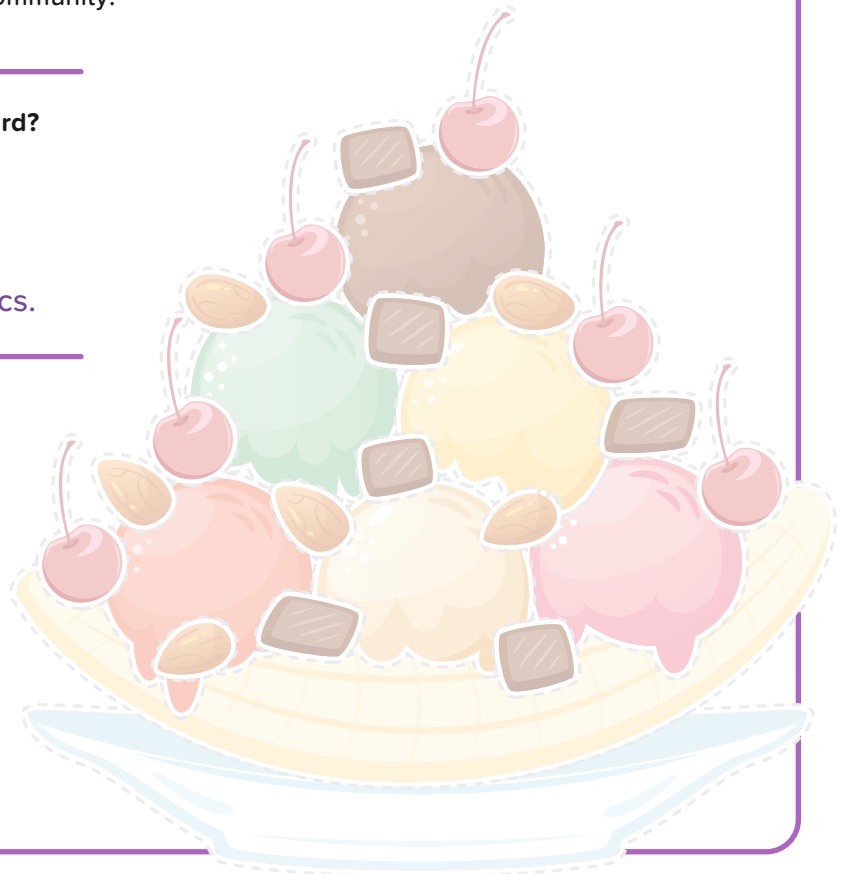
Looking for an objective to write on the board?

Here is what we recommend:

**Objective:** We will be able to explore various texts and reading activities to discover our favorite genres and topics.

---

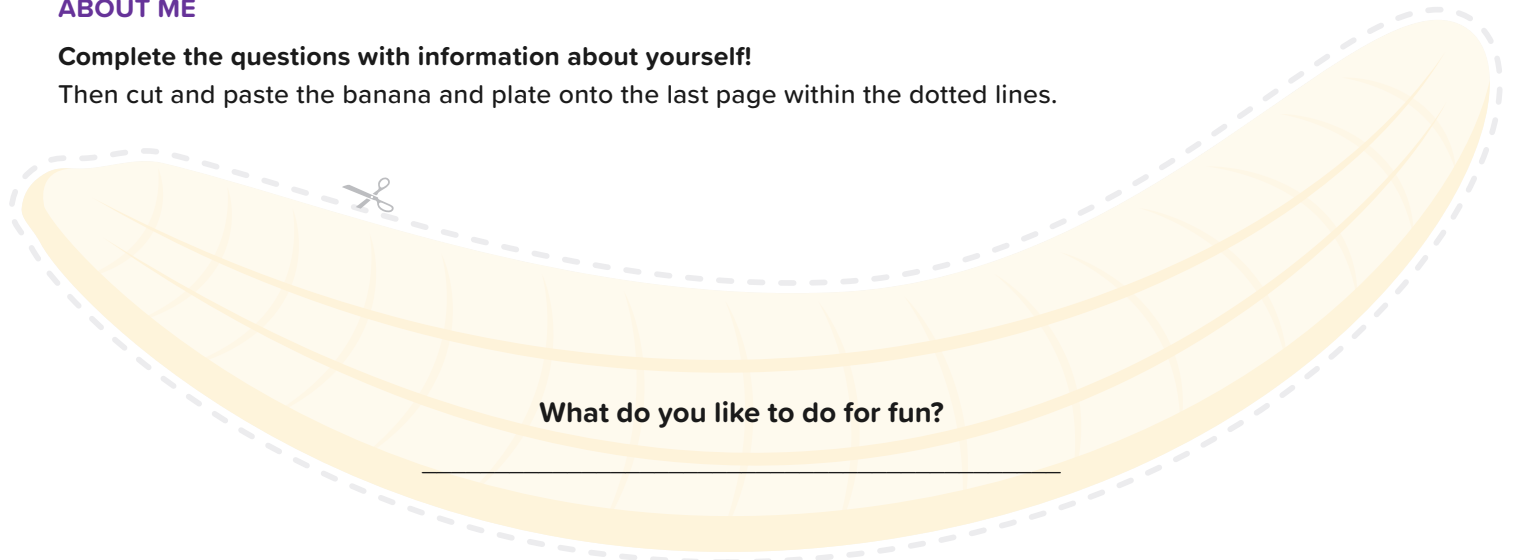
(Detach this page before making copies for students.)



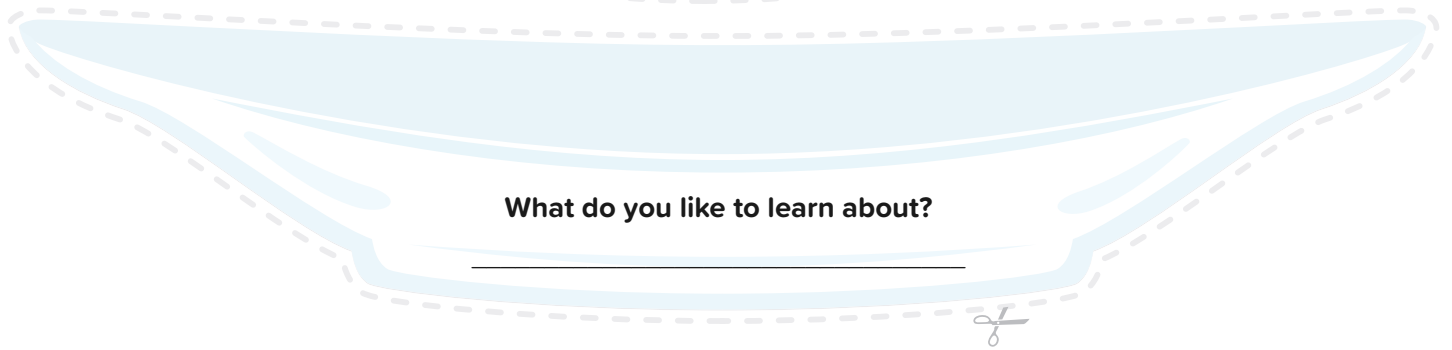
**ABOUT ME**

Complete the questions with information about yourself!

Then cut and paste the banana and plate onto the last page within the dotted lines.



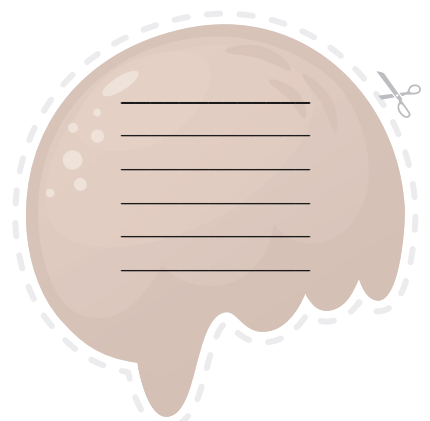

What do you like to do for fun?



What do you like to learn about?

**ICE CREAM SCOOPS | TOPICS/GENRES**

Name each scoop with a topic or genre that you like! Then make a list in each scoop of the titles you read for that topic or genre. Cut out the scoops and paste them on top of your banana on the last page.



**ABOUT ME**

**Complete the questions with information about yourself!**

Then cut and paste the banana and plate onto the last page within the dotted lines.



**What do you like to do for fun?**

---



**What do you like to learn about?**

---

**ICE CREAM SCOOPS | TOPICS/GENRES**

**Name each scoop with a topic or genre that you like!** Then make a list in each scoop of the titles you read for that topic or genre. Cut out the scoops and paste them on top of your banana on the last page.



\_\_\_\_\_

\_\_\_\_\_

\_\_\_\_\_

\_\_\_\_\_

\_\_\_\_\_



\_\_\_\_\_

\_\_\_\_\_

\_\_\_\_\_

\_\_\_\_\_

\_\_\_\_\_



\_\_\_\_\_

\_\_\_\_\_

\_\_\_\_\_

\_\_\_\_\_

\_\_\_\_\_



\_\_\_\_\_

\_\_\_\_\_

\_\_\_\_\_

\_\_\_\_\_

\_\_\_\_\_



\_\_\_\_\_

\_\_\_\_\_

\_\_\_\_\_

\_\_\_\_\_

\_\_\_\_\_



\_\_\_\_\_

\_\_\_\_\_

\_\_\_\_\_

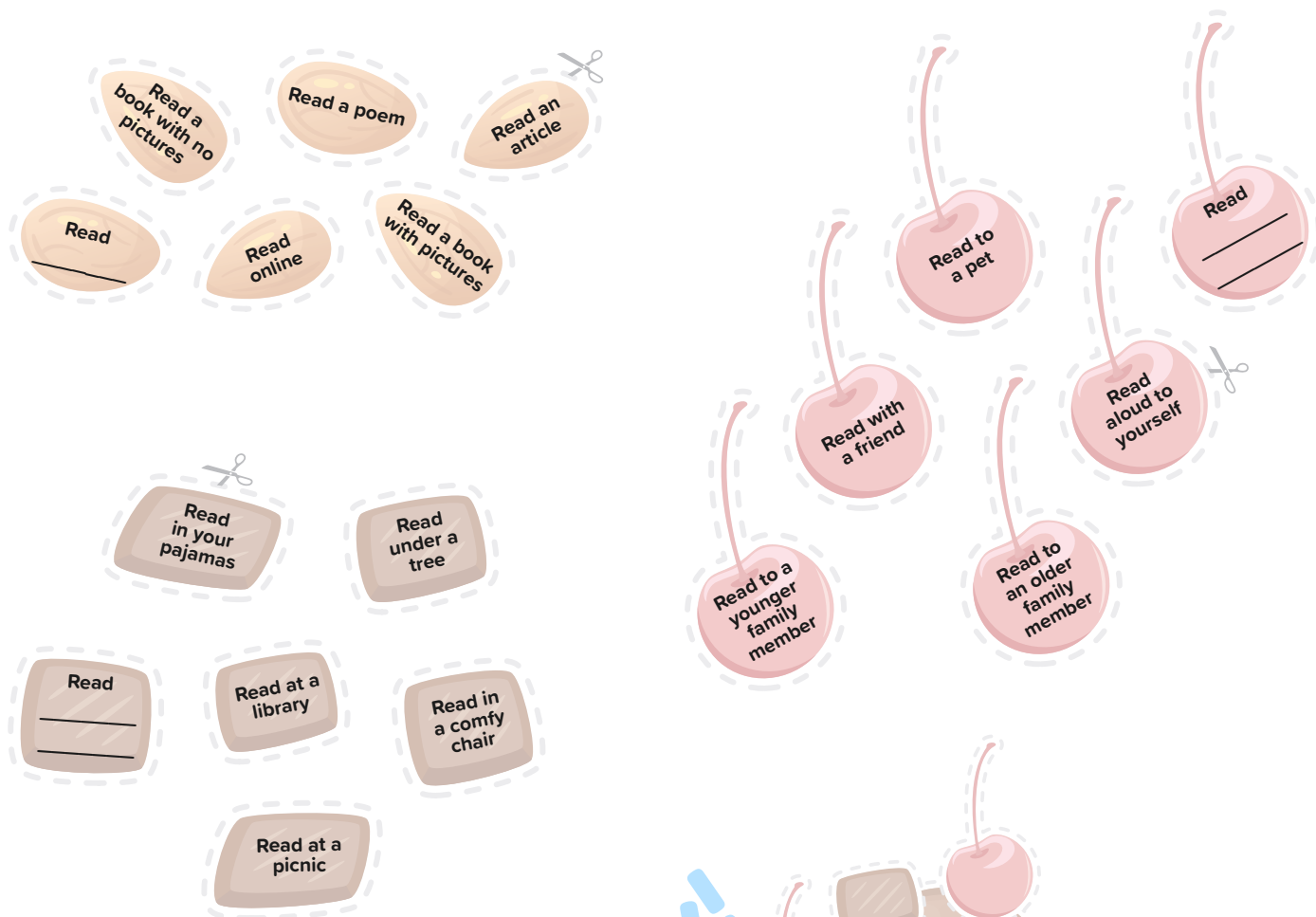
\_\_\_\_\_

\_\_\_\_\_

## TOPPINGS | ACTIVITIES

Choose the reading activities you want to add to your banana split and complete them.

Then cut and paste the ones you completed onto your ice cream on the last page.



Yummy!



# TOPPINGS | ACTIVITIES

Choose the reading activities you want to add to your banana split and complete them.

Then cut and paste the ones you completed onto your ice cream on the last page.

Read a book with no pictures

Read a poem

Read an article

Read

Read online

Read a book with pictures

Read to a pet

Read

Read with a friend

Read aloud to yourself

Read in your pajamas

Read under a tree

Read to a younger family member

Read to an older family member

Read

Read at a library

Read in a comfy chair

Read at a picnic

Yummy!



Name: \_\_\_\_\_

# My Reading Flavors!

Paste your sundae bowl and banana in the outlined space below and build your ice cream creation!

