

BOOKFLIX[®]

Implementation Guide

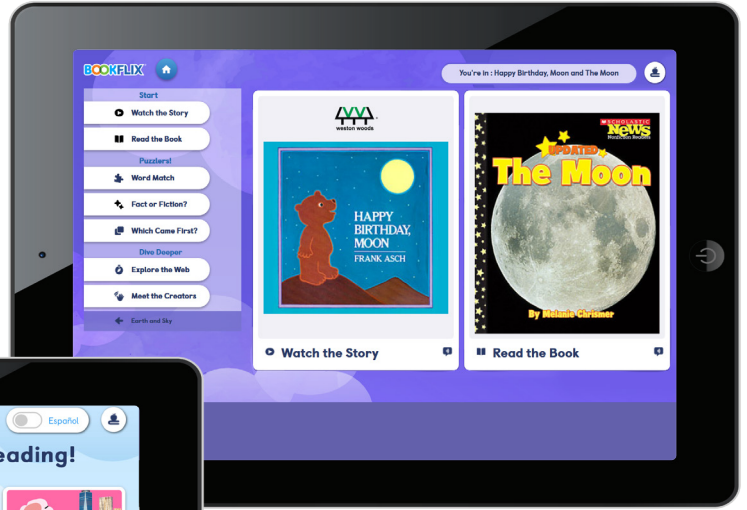


Welcome to **BOOKFLIX**[®]

Scholastic BookFlix is an online literacy resource that pairs classic video storybooks from Weston Woods with related nonfiction eBooks from Scholastic to build a love of reading and learning. The engaging way to link fact and fiction, BookFlix reinforces early literacy skills and introduces children to a world of knowledge and exploration.

BookFlix works on any Web-enabled device and can be the basis for whole-group, small-group, and individual instruction. It is highly interactive for maximum student engagement as it empowers young students to become fluent, confident, and independent readers.









About This Guide

This guide provides an overview of the **BookFlix** program and detailed information about incorporating it into your classroom. Use it to familiarize yourself with the program’s structure, content, and pedagogical features, as well as the interactive features of the website.


BookFlix is extremely adaptable to any ELA curriculum. This guide offers general instructional strategies and activities, as well as specific recommendations for pacing the lessons and an instructional approach that reflects best practices for literacy instruction.



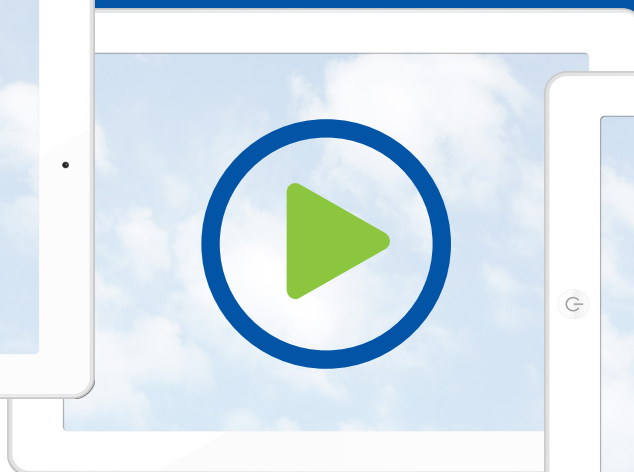
The purpose of BookFlix is to help students:

-  Read and comprehend **literary** and **informational texts**
-  Respond to texts that are read aloud
-  Acquire age-appropriate vocabulary
-  Use digital media effectively


Program



▲ Related Nonfiction



▲ Streaming Video



▲ Educational Games

Key Instructional Components

Each **BookFlix** unit includes the following elements, accessible from the left-hand navigation on each Pair page:

RELATED NONFICTION

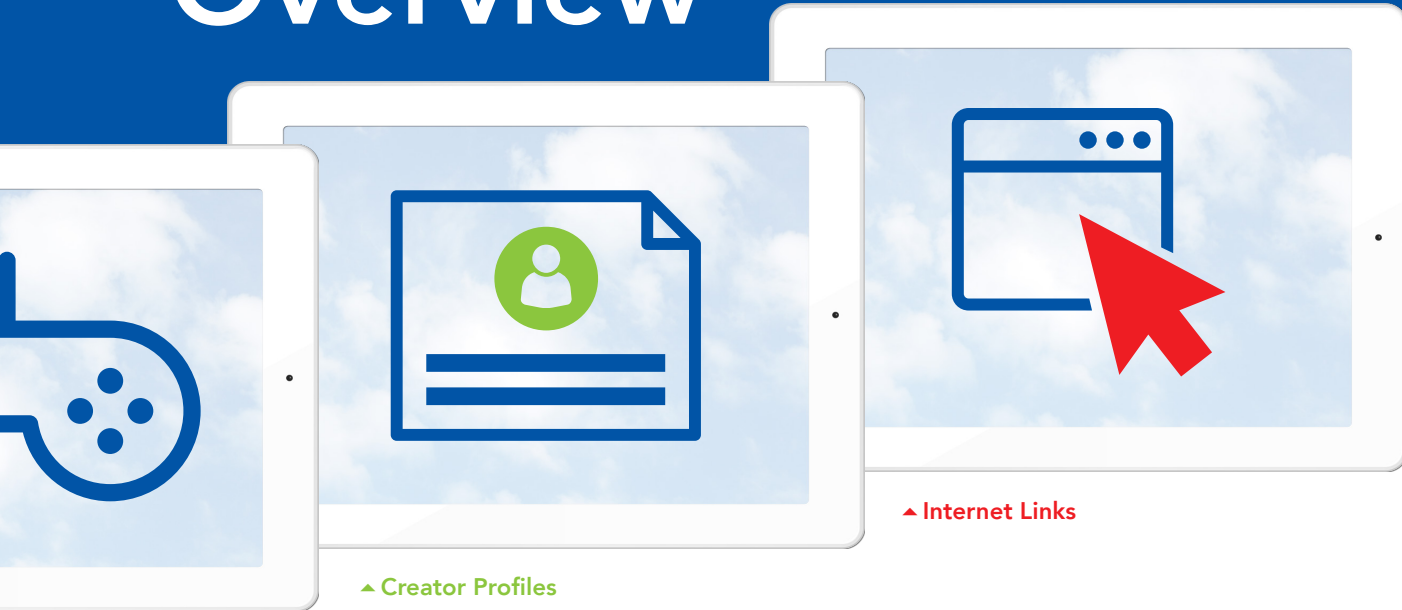
Click “Read the Book” to get to the related nonfiction content. The text is presented in a flipbook format. Pages can be turned by clicking the appropriate buttons. The Read Along option can be activated to hear the text read aloud with word-by-word highlighting. In addition, key content vocabulary words are highlighted in yellow. Placing the cursor on the highlighted word will display its definition. Click on the word, the ear icon, or anywhere on the definition itself to hear the definition read aloud. Where a Spanish-language version of the flipbook is available, an “Español” icon appears above the player. Click on this icon to go to the Spanish version.

Spanish Pairs:



About one third of **BookFlix** pairs are available in Spanish. These versions have the same Read Along option, with word-by-word highlighting, as the English versions. Where a Spanish-language version is available, an “Español” icon appears above the flipbook or video player. Click on this icon to go to the Spanish version.

Overview



STREAMING VIDEO

Click “Watch the Story” to view an animated children’s storybook from Weston Woods. A closed-captioning option is available: Click the Read Along option to display the audio portion of the story, with word-by-word highlighting, as it plays. Where a Spanish-language version of the video is available, an “Español” icon appears below the player. Click on this button to go to the Spanish version.

EDUCATIONAL GAMES

Below the “Puzzlers” header in the left navigation bar you will find one or more interactive educational games related to the specific pair. Word Match reinforces key vocabulary from the nonfiction text by asking players to match a definition to the correct vocabulary word. Fact or Fiction? underscores the differences between fiction and nonfiction by asking players to identify a series of statements as either fact or fiction. Which Came First? fosters the ability to follow a plot by asking players to identify the beginning, middle, and end of a story. Ear icons can be clicked to hear the game directions, as well as all statements and definitions, read aloud.

CREATOR PROFILES

Click “Meet the Creators” to read a profile of the author and/or illustrator of the story on which the video is based. Click on the ear icon to hear the profile read aloud. At the end of each profile is a link to the author’s or illustrator’s Web site for additional information.

INTERNET LINKS

Click “Explore the Web” to access editorially selected, age-appropriate Web links related to the pair topic for additional research, exploration, and inquiry.

Teacher Tools and Resources



LESSON PLAN

Lesson plans with suggested teaching activities have been created specifically for each fiction/nonfiction pair. From any page within a pair, click the apple-on-a-book icon at the top right of the page, immediately to the right of the search bar. This will open a window prompting you to select either the lesson plan, additional resources and tools, or to return to your current pair. The lesson plan is also available as a printable PDF.

CURRICULUM CORRELATIONS

All lesson plans are aligned to state and national language-arts and content-area standards. From the lesson plan page for any **BookFlix** pair, click "Show Curriculum Correlations" in the left navigation bar. This will bring you to the Curriculum Correlations drop-down bar where you may self select any state or national correlation of your choosing. Simply click the arrows at right of bar, select your standard, and click "Go."

RESOURCES AND TOOLS



From any page within a pair, click the apple-on-a-book icon at the top right of the page, immediately to the right of the search bar. This will open a window prompting you to select either the lesson plan, additional resources and tools, or to return to your current pair.

Select "Resources and tools." This page will open to the "Title Library" page where you can easily sort pairs by theme, category, run time, Lexile level, or grade.

Clicking "Resources" in the top yellow navigation bar will offer additional tools including an overview of the product as well as general activities and best practices for using **BookFlix** in the classroom and in school and public libraries.


Watch the Story! (Fiction)	Read the Book! (Nonfiction)	Available in Spanish
ABCs AND 123s		
Chato's Kitchen	Math In the Kitchen	✓
Chicka Chicka 1 2 3	Everyone Uses Math	
Chicka Chicka Boom Boom	Let's Have Fun With Alphabet Riddles	
Emily's First 100 Days of School	100th Day of School	
Goldilocks and the Three Bears	A Garden Full of Sizes	
If You Made a Million	All About Money	
Inch By Inch	How Long Is It?	
Knuffle Bunny	Math in the Neighborhood	✓
Lemonade In Winter: A Book About Two Kids Counting Money	10 Fascinating Facts About Dollar Bills	
The Red Hen	This Is the Way We Help at Home	
ADVENTURE		
Bink & Gollie	Conflict Resolution: When Friends Fight	
Curious George Rides a Bike	Monkeys and Other Mammals	✓
Duck On a Bike	Bicycle Safety	✓
I'm Brave!	How Things Work: Fire Trucks	
The Man Who Walked Between the Towers	New York City	
Me. . .Jane	Jane Goodall: Champion For Chimpanzees	
Roberto the Insect Architect	Termites	
Scaredy Squirrel	Squirrels	
Scrambled States of America	Types of Maps	
Shrinking Violet	Pluto: Dwarf Planet	
The Snowy Day	Snowy Weather Days	✓
Space Case	Earth	
The Tiny Seed	Perserverance: I Have Grit!	
Where Do You Think You're Going, Christopher Columbus?	Christopher Columbus	
Who Says Women Can't Be Doctors? The Story of Elizabeth Blackwell	A Day With Doctors	
ANIMALS AND NATURE		
And Then It's Spring	How Do You Know It's Spring?	
The Ant and the Grasshopper	Inside An Ant Colony	
Antarctic Antics	Antarctica	
Bear Has a Story To Tell	How Do You Know It's Winter?	
Bear Snores On	A Bear Cub Grows Up	
Blackout	How Do You Know It's Summer?	
Bugs! Bugs! Bugs!	A Ladybug Larva Grows Up	
The Caterpillar and the Polliwog	A Tadpole Grows Up	✓
Click, Clack, Moo: Cows That Type	Let's Visit a Dairy Farm	✓
Come On, Rain!	Rainy Weather Days	
Curious George Rides a Bike	Monkeys and Other Mammals	✓
Danny and the Dinosaur	Dinosaur Tracks	✓
The Day Jimmy's Boa Ate the Wash	Snakes and Other Reptiles	✓
Diary of a Fly	Flies Are Fascinating	
Diary of a Spider	A Spiderling Grows Up	
Diary of a Worm	It Could Still Be a Worm	
Dinosaur Bones	Dinosaur Dig!	

Watch the Story! (Fiction)	Read the Book! (Nonfiction)	Available in Spanish
Dot the Fire Dog	A Very Busy Firehouse	
Edwina the Dinosaur Who Didn't Know She Was Extinct	Tyrannosaurus Rex	
Fletcher and the Falling Leaves	How Do You Know It's Fall?	
Giggle, Giggle, Quack	Living On Farms	✓
Good Night, Gorilla	Who Works At the Zoo	
The Great White Man-Eating Shark	A Shark Pup Grows Up	
Happy Birthday, Moon	The Moon	✓
Harry the Dirty Dog	Keeping Clean	✓
Hi! Fly Guy	It's a Good Thing There Are Insects	✓
How Do Dinosaurs Get Well Soon?	Is It a Dinosaur?	✓
How Do Dinosaurs Say Good Night?	A Good Night's Sleep	✓
In the Small, Small Pond	Life In a Pond	
Inch By Inch	How Long Is It?	
Is Your Mama a Llama?	Animal Babies	✓
Joey Runs Away	A Kangaroo Joey Grows Up	✓
Lon Po Po	Wolves	
Owen	Mice	✓
Owl Moon	Owls and Other Animals With Amazing Eyes	
Peanut Butter and Jellyfish	My Home in the Water	
Planting a Rainbow	It Could Still Be a Flower	
Possum Magic	Australia	
Roberto the Insect Architect	Termites	
Rosie's Walk	A Chick Grows Up	✓
A Sick Day For Amos Mcgee	Animals In the Zoo	
The Snowy Day	Snowy Weather Days	✓
Swamp Angel	At Home In the Swamp	
T Is For Terrible	Dinosaur Teeth	
That New Animal	Let's Explore the Five Senses With City Dog and Country Dog	
The Three Little Pigs	Pigs	
The Tiny Seed	Perserverance: I Have Grit!	
Waiting For Wings	Butterflies	
Why Mosquitoes Buzz In People's Ears	Mosquitoes	✓
CELEBRATIONS		
Coretta Scott	Martin Luther King Jr. Day	
Duck For President	Election Day	✓
Emily's First 100 Days of School	100th Day of School	
Giving Thanks: a Native American Good Morning Message	Thanksgiving	
In the Month of Kislev	Hanukkah	
Max's Chocolate Chicken	Easter	
Morris's Disappearing Bag	Rabbits	
The Night before Christmas	Christmas	
One Zillion Valentines	Valentine's Day	
Sam and the Lucky Money	Chinese New Year	✓
Seven Candles For Kwanzaa	Kwanzaa	
Space Case	Earth	

 Watch the Story! (Fiction)	 Read the Book! (Nonfiction)	Available in Spanish
The Star-Spangled Banner	The American Flag	
Too Many Tamales	Mis Comidas (My Foods)	✓
EARTH AND SKY		
Chicken Little	What Is Gravity?	
Come On, Rain!	Rainy Weather Days	
The Curious Garden	Our Earth: Helping Out	
The Dot	All the Colors of the Rainbow	✓
Hansel and Gretel	We Need Directions!	
Happy Birthday, Moon	The Moon	✓
Joseph Had a Little Overcoat	Recycle That!	
Miss Rumphius	From Seed To Dandelion	✓
Planting a Rainbow	It Could Still Be a Flower	
Red Riding Hood	Forests	
Shrinking Violet	Pluto: Dwarf Planet	
Snowflake Bentley	Snow	
The Snowy Day	Snowy Weather Days	✓
Space Case	Earth	
Stars! Stars! Stars!	Looking Through a Telescope	
The Tiny Seed	Perseverance: I Have Grit	
Where the Wild Things Are	Where Land Meets Sea	✓
FAMILY AND COMMUNITY		
All the World	Energy Is Everywhere	
Amazing Grace	Jackie Robinson: a Life of Determination	✓
Bink & Gollie	Conflict Resolution: When Friends Fight	
Blackout	How Do You Know It's Summer?	
Chato & the Party Animals	Mi Barrio (My Neighborhood)	✓
Chato's Kitchen	Math In the Kitchen	✓
Children Make Terrible Pets	Pets At the White House	
Chrysanthemum	We Help Out At School	✓
Come On, Rain!	Rainy Weather Days	
Crazy Hair Day	Let's Be Friends	
The Curious Garden	Our Earth: Helping Out	
Danny and the Dinosaur	Dinosaur Tracks	✓
Diary of a Spider	A Spiderling Grows Up	
Diary of a Worm	It Could Still Be a Worm	
Do Unto Otters	We Are Citizens	
Don't Let the Pigeon Drive the Bus!	Car Safety	✓
The Dot	All the Colors of the Rainbow	✓
Dot the Fire Dog	A Very Busy Firehouse	
Duck For President	Election Day	✓
Each Kindness	Kindness and Generosity: It Starts With Me	
Edwina the Dinosaur Who Didn't Know She Was Extinct	Tyrannosaurus Rex	
Emily's First 100 Days of School	100th Day of School	
Exclamation Mark	Optimism: Sunny-Side Up!	
Giggle, Giggle, Quack	Living On Farms	✓

 Watch the Story! (Fiction)	 Read the Book! (Nonfiction)	Available in Spanish
Goldilocks and the Three Bears	A Garden Full of Sizes	
Good Night, Gorilla	Who Works At the Zoo	
The Gym Teacher From the Black Lagoon	Keeping Fit	
Harry the Dirty Dog	Keeping Clean	✓
Hi! Fly Guy	It's a Good Thing There Are Insects	✓
How Do Dinosaurs Eat Their Food?	This Is the Way We Eat Our Food	✓
How Do Dinosaurs Get Well Soon?	Is It a Dinosaur?	✓
How Do Dinosaurs Go To School?	Back-To-School Safety	✓
How Do Dinosaurs Say Good Night?	A Good Night's Sleep	✓
I Stink!	Garbage Trucks	
I'm Brave!	How Things Work: Fire Trucks	
I'm Dirty!	Backhoes	
I'm Fast!	Trains	
In the Month of Kislev	Hanukkah	
Joey Runs Away	A Kangaroo Joey Grows Up	✓
Knuffle Bunny	Math In the Neighborhood	✓
Lemonade In Winter: A Book About Two Kids Counting Money	10 Fascinating Facts About Dollar Bills	
Leo the Late Bloomer	We Are Alike, We Are Different	✓
The Librarian From the Black Lagoon	A Day With Librarians	
Madam President	What Does the President Do?	
Max's Chocolate Chicken	Easter	
Miss Nelson Has a Field Day	This Is the Way We Play	
Morris's Disappearing Bag	Rabbits	
Officer Buckle & Gloria	Police Officers On the Go!	
One Zillion Valentines	Valentine's Day	
Open Wide — Tooth School Inside	Take Care of Your Teeth	
Otto Runs For President	Let's Vote On It!	
Owen	Mice	✓
Peanut Butter and Jellyfish	My Home in the Water	
Planting a Rainbow	It Could Still Be a Flower	
The Red Hen	This Is the Way We Help At Home	
Sam and the Lucky Money	Chinese New Year	✓
Show Way	Harriet Tubman	
Shrinking Violet	Pluto: Dwarf Planet	
A Sick Day For Amos Mcgee	Animals In the Zoo	
Stick and Stone	Empathy: I Know How You Feel!	
Sylvester and the Magic Pebble	Rock Collecting	✓
The Tiny Seed	Perseverance: I Have Grit!	
The Teacher From the Black Lagoon	This Is the Way We Go To School	
That New Animal	Let's Explore the Five Senses With City Dog and Country Dog	
Too Many Tamales	Mis Comidas (My Foods)	✓
Trashy Town	Our Earth: Making Less Trash	
Wild About Books	Welcome To the Library	
IMAGINATION		
The Ant and the Grasshopper	Inside An Ant Colony	
Chicken Little	What Is Gravity?	
Click, Clack, Moo: Cows That Type	Let's Visit a Dairy Farm	✓

 Watch the Story! (Fiction)	 Read the Book! (Nonfiction)	Available in Spanish
Danny and the Dinosaur	Dinosaur Tracks	✓
The Day Jimmy's Boa Ate the Wash	Snakes and Other Reptiles	✓
Don't Let the Pigeon Drive the Bus!	Car Safety	✓
Duck For President	Election Day	✓
Fletcher and the Falling Leaves	How Do You Know It's Fall?	
Giggle, Giggle, Quack	Living On Farms	✓
Goldilocks and the Three Bears	A Garden Full of Sizes	
The Great White Man-Eating Shark	A Shark Pup Grows Up	
The Gym Teacher From the Black Lagoon	Keeping Fit	
Hansel and Gretel	We Need Directions!	
Harold and the Purple Crayon	Where Can Art Take You?	✓
How Do Dinosaurs Eat Their Food?	This Is the Way We Eat Our Food	✓
How Do Dinosaurs Get Well Soon?	Is It a Dinosaur?	✓
How Do Dinosaurs Go To School?	Back-To-School Safety	✓
How Do Dinosaurs Say Good Night?	A Good Night's Sleep	✓
I Stink!	Garbage Trucks	
I'm Dirty!	Backhoes	
Joseph Had a Little Overcoat	Recycle That!	
Lon Po Po	Wolves	
Madam President	What Does the President Do?	
Red Riding Hood	Forests	
Roberto the Insect Architect	Termites	
The Scrambled States of America Talent Show	Looking At Maps and Globes	
Space Case	Earth	
Stick and Stone	Empathy: I Know How You Feel!	
A Story, A Story	Africa	
Strega Nona	Grains	✓
Swamp Angel	A Home In the Swamp	
Sylvester and the Magic Pebble	Rock Collecting	✓
T Is For Terrible	Dinosaur Teeth	
The Teacher From the Black Lagoon	This Is the Way We Go To School	
There Was An Old Lady Who Swallowed a Fly	You Are What You Eat	
This Is the House That Jack Built	Totally Strange Buildings	
The Three Little Pigs	Pigs	
Where the Wild Things Are	Where Land Meets Sea	✓
Why Mosquitoes Buzz In People's Ears	Mosquitoes	✓
MUSIC AND RHYME		
All the World	Energy Is Everywhere	
The Ant and the Grasshopper	Inside An Ant Colony	
Antarctic Antics	Antarctica	
Bear Snores On	A Bear Cub Grows Up	
Chicka Chicka 1 2 3	Everyone Uses Math	
Chicka Chicka Boom Boom	Let's Have Fun With Alphabet Riddles	
Dem Bones	You Have Healthy Bones!	
Dinosaur Bones	Dinosaur Dig!	
Do Unto Otters	We Are Citizens	
Giraffes Can't Dance	Kids Can Dance!	

 Watch the Story! (Fiction)	 Read the Book! (Nonfiction)	Available in Spanish
How Do Dinosaurs Eat Their Food?	This Is the Way We Eat Our Food	✓
How Do Dinosaurs Get Well Soon?	Is It a Dinosaur?	✓
How Do Dinosaurs Go To School?	Back-To-School Safety	✓
How Do Dinosaurs Say Good Night?	A Good Night's Sleep	✓
In the Small, Small Pond	Life In a Pond	
Is Your Mama a Llama?	Animal Babies	✓
Johnny Appleseed	Johnny Appleseed	
The Night Before Christmas	Christmas	
Peanut Butter and Jellyfish	My Home in the Water	
Rosie's Walk	A Chick Grows Up	✓
The Star-Spangled Banner	The American Flag	
Stars! Stars! Stars!	Looking Through a Telescope	
Stick and Stone	Empathy: I Know How You Feel!	
There Was An Old Lady Who Swallowed a Fly	You Are What You Eat	
This Is the House That Jack Built	Totally Strange Buildings	
Waiting For Wings	Butterflies	
Wild About Books	Welcome To the Library	
Zin! Zin! Zin! A Violin	All About Sound	✓
PEOPLE AND PLACES		
Amazing Grace	Jackie Robinson: A Life of Determination	✓
Antarctic Antics	Antarctica	
Children Make Terrible Pets	Pets At the White House	
Coretta Scott	Martin Luther King Jr. Day	
I'm Brave	How Things Work: Fire Trucks	
John, Paul, George & Ben	Benjamin Franklin	
Johnny Appleseed	Johnny Appleseed	
Just a Few Words, Mr. Lincoln	Abraham Lincoln	
The Man Who Walked Between the Towers	New York City	
Martin's Big Words	Martin Luther King, Jr.	
Me...Jane	Jane Goodall: Champion For Chimpanzees	
Miss Rumphius	From Seed To Dandelion	✓
Possum Magic	Australia	
Rosa	Rosa Parks	
The Scrambled States of America	Types of Maps	
The Scrambled States of America Talent Show	Looking At Maps and Globes	
Show Way	Harriet Tubman	
Snowflake Bentley	Snow	
So You Want To Be President?	George Washington	
The Star-Spangled Banner	The American Flag	
A Story, A Story	Africa	
Strega Nona	Grains	✓
This Is the House That Jack Built	Totally Strange Buildings	
Where Do You Think You're Going, Christopher Columbus?	Christopher Columbus	
Who Says Women Can't Be Doctors? The Story of Elizabeth Blackwell	A Day With Doctors	

The Benefits of **BOOKFLIX**[®]

Early learning experts agree on several key skills that promote literacy development. These include oral language acquisition and listening comprehension; phonological awareness (awareness of the sounds of language); alphabet knowledge; and print awareness (familiarity with the concepts and conventions of written language). Early acquisition of these skills correlates closely with success in later grades. Shared reading experiences play an important role as children listen and respond to stories and practice reading in a supported environment.

BookFlix fosters these and other emergent reading, writing, speaking, and listening skills. The video storybooks and eBooks provide an engaging and developmentally appropriate environment for students to practice reading. The read-along feature, available in both the video storybooks and the eBook texts, provides a model for accuracy, expressiveness, and fluency.

The paired video stories and nonfiction eBooks provide content on a full range of early learning themes, at the appropriate levels of complexity. The content contains grade-appropriate words, affording opportunities for practicing word-decoding skills. In the eBooks, key vocabulary words are bold-faced, defined, and read aloud for additional support.

Lesson plans included with every unit contain instructional strategies that encourage student engagement. Before-reading activities build background on the topic and ask students to make predictions. After-reading activities prompt students to answer questions about key details; retell stories; and describe a story's characters, setting, and main events. Lesson plans also include developmentally appropriate, supported writing activities.

Why Paired Texts?



The pairing of fiction and nonfiction has been shown to be an effective way to develop critical reading and comprehension skills. Fiction, with its narrative “story” structure, is often more accessible for beginning readers. It can be used to introduce a topic and provide a bridge to the informational text, encouraging students to read for both comprehension and enjoyment.

Pairing fiction and nonfiction texts enhances readers’ comprehension of a topic, exposes them to a wider range of vocabulary, builds background knowledge, and helps them develop critical thinking skills as they evaluate information across texts.

BOOKFLIX[®]

and Your Instruction

Use **BookFlix** to support your ELA instruction, or to extend your favorite early-learning themes.

BookFlix can be used effectively in a range of settings, including:



WHOLE-GROUP INSTRUCTION

with an interactive whiteboard



SMALL-GROUP INSTRUCTION

using digital tablets



INDIVIDUAL INSTRUCTION

on a desktop or laptop computer

FLEXIBLE PACING

As a supplemental program, **BookFlix** can be used flexibly to suit a variety of classroom and home/school-connection needs. Use Bookflix on consecutive days, or on alternating days throughout the week, as best suits the needs of your classroom.



OPTION A: CONSECUTIVE DAYS

Complete a **BookFlix** Unit in **4 consecutive days every other week**.

Advantages: Using **BookFlix** for 20 minutes a day over 4 consecutive days allows students to focus intensively on paired text topics, discussion, and activities. It also allows for other literacy-related activities in alternating weeks.

M	T	W	Th	F
<ul style="list-style-type: none"> • Introduce the topic and story • Watch the story 	<ul style="list-style-type: none"> • Review the topic • Introduce the book • Read the book 	<ul style="list-style-type: none"> • Review the topic • Related activities (Puzzlers and/or Explore the web) 	<ul style="list-style-type: none"> • Review the topic • Wrap-up 	



- Introduce the topic: **Key Vocabulary**
- Introduce the story, then invite inquiry. What do students wonder? Encourage learners to articulate their curiosity in questions and “I want to know” statements.
- Watch the story.



- Review the topic: **Review Key** Vocabulary. What happened in the story?
- Introduce the the book, then invite inquiry. What do students wonder? Encourage learners to articulate their curiosity in questions and “I want to know” statements.
- Read the book.



- Review the topic: **Review Key** Vocabulary and concepts. What did we learn by reading the book?
- Related activities: Puzzlers, Explore the Web



- Review the topic: **Review Key** Vocabulary and concepts. What happened in the story? What did we learn by reading the book?
- Wrap Up the Unit. What’s the connection? Invite an open-ended discussion of the topic that links this pair of fiction/informational texts. Did students find answers to their questions? Invite input about students’ takeaways for each text and the topic that links them.

OPTION B: ALTERNATING DAYS

Complete a **BookFlix** Unit in **two 20-minute sessions per week, across two weeks**.

Advantages: Interaction with a thematic topic is integrated evenly throughout the week. This model allows ample time each week for other literacy-building enrichment activities such as read-alouds, independent reading/individual coaching, author studies, and text-related art projects.

M	T	W	Th	F
	<ul style="list-style-type: none"> • Introduce the topic and story • Watch the story • Review the topic • Related activities (Puzzlers and/or Explore the web) 		<ul style="list-style-type: none"> • Review the topic • Introduce the book • Read the book • Review the topic • Wrap-up 	

SAMPLE USE PATTERN FOR INDIVIDUAL USE

Students can follow Option 1 or Option 2 above, or use BookFlix during independent reading time in your classroom. This engages young learners in enriching paired text inquiries into thematic topics . . . and frees you up to provide individual coaching, formatively assess young readers with running records, or provide small-group instruction.

GENERAL INSTRUCTIONAL PLAN

A general instructional plan for teaching with BookFlix pairs is given below. Use the Content Overview Chart on pages 7–9 of this Guide to choose a pair, determine its topic(s), and check the video’s running time. Review the lesson plan that accompanies each pair as a starting point for ideas. Determine how much time is needed to cover each session below. The general strategies and activities listed are appropriate for use with any pair.

VIEWING THE VIDEO

- Introduce students to key vocabulary words in the video. (A list is provided in the lesson plan.) You can write vocabulary words on index cards and place them around the room or pair words with pictures. If you have ESL students, make sure you introduce the vocabulary words to them a few days before the lesson.
- Build background knowledge by talking with students about the content-area topic you will be teaching. Activate prior knowledge by asking students questions or having them fill in a KWL chart. Where applicable, explain key phrases and concepts that they will encounter in the video and later in the nonfiction text.
- Have students watch the video. Depending on grade level and ability, have them click the “read-along” option to see the words highlighted as they watch.
- After students have watched the video, practice the comprehension strategy of sequencing. Write sentences on sentence strips and have the students arrange them in the correct order.
- Click on Meet the Creators and share with the students one or two details about the author’s or illustrator’s life. Discuss how these details may have influenced the author’s writing or illustrator’s art. If time allows, click on the link to visit the creators’ Web sites.

ADDITIONAL ACTIVITIES FOR FICTION

- Have students draw a picture of the main character and write some adjectives that describe them.
- Have students pretend they are interviewing the main character and have them brainstorm a list of questions for that character.
- Have students act out their favorite part of the story using props.
- Using a Venn diagram, have students compare and contrast themselves with the main character.
- Using the appropriate graphic organizers, have students list the events that occurred in the beginning, middle, and end of the story.
- Have students identify both the problem and the solution to the story.

READING THE BOOK

- Explain to students that they will now read a nonfiction book about the topic. Review the difference between fiction and nonfiction. Explain that fiction tells about things that are imaginary, or make-believe, while nonfiction tells about things that happen in real life.
- Have students read the nonfiction book. Depending on grade level and ability, have them click the “read-along” option to hear the story read aloud with word highlighting. Point out the vocabulary words highlighted in yellow and show them how to mouse over the word to see its definition and click the ear to hear the definition read aloud.

ADDITIONAL ACTIVITIES FOR NONFICTION

- Have students find out three additional facts about the topic.
- Have students identify the graphic elements of the book that provided information: pictures, charts, etc.
- Have students identify how the text in the book was organized: compare and contrast; cause and effect; time order; description or list.

PAIRED-TEXT ACTIVITY

Use a T-chart, Venn diagram, or other graphic organizer to chart the elements of fiction and nonfiction, as well as elements that are common to both genres. Give students examples from the two texts and ask them if they are fiction or nonfiction. Chart their responses in the appropriate column. In cases where the two texts have information in common, explain to students that stories that are fiction may also contain facts. Ask if there is anything that happens in both books, and chart the overlapping information.

STUDENT ASSESSMENT

Have the students play the educational games that accompany the pair and review their results. Use the *Word Match* game to assess their comprehension of the words and events in the eBook. Use *Which Came First?* to gauge their ability to put the events of the video story in sequential order. Use the *Fact or Fiction?* game to determine whether they can distinguish between real and make-believe.

ACTIVITIES TO PROMOTE KEY LITERACY SKILLS

BookFlix can be a valuable part of instructional strategies that target specific literacy skills. General ideas and strategies are provided below. Be sure to consult the lesson plan for each unit to find activities tailored to a specific pair.

PHONOLOGICAL AWARENESS

- Choose a pair in the category Music and Rhyme. Introduce or review rhyming with students; then encourage them to watch or listen for rhymes in the video.
- Have students learn the songs or rhymes featured in the video and perform them for the class.
- Extend the students' rhyming practice by setting up a rhyming center in the classroom. This could be a matching game in which children draw picture cards and look for rhyming matches. It could also be a game where students think of as many words as they can in a rhyming family.
- Introduce students to the vocabulary words in the video and the eBook. (These are listed in the lesson plan that accompanies each pair.) Ask students to identify the initial sound in each word. Example: What is the first sound you hear in the word wade?
- Ask students to identify the common sound in a list of spoken words: Example: What sound is the same in wade, wiggle, and work? Ask students to identify which word has a sound that doesn't belong. Example: Which word sounds different from the rest? wade, wasp, tree

ALPHABET KNOWLEDGE

- Alphabet Beanbag Toss: Sit students in a circle. Toss a beanbag to a student. That student says the first letter of the alphabet, then tosses the bean bag to another student who says the second letter of the alphabet. Continue to Z.
- I Spy: Have students give clues to something in the room that begins with A. Continue to Z.
- Have students as a group say the letters of the alphabet. If the letter is a consonant, they clap; if the letter is a vowel, they stomp.
- Place plastic letters in a bag. Have students reach in and retrieve a letter. Then ask them to name three words that begin with that letter.

COMPREHENSION

- Have students watch the video with the read-aloud turned on to see the words highlighted as they watch. Consult the lesson plan to identify activities to conduct before and after viewing. For example, after introducing the topic and building background, ask students to make predictions about what they think will happen in the video.
- Ask students (and encourage students to ask themselves) questions as they read or listen to stories. Examples: Who is the main character? What problem is the character having? What is the setting of the story? How is the character's problem solved? What is the book mainly about? What did I learn from this book?
- Ask students to summarize the book or story.
- Ask students to put events that happened in the story in sequential order.
- Ask students to use a word web to show main concepts and related concepts.
- Ask students to make and confirm predictions.
- Encourage students to reread or re-watch sections they don't understand.
- Ask students to think about how the book or story is like another book or story that they know.

VOCABULARY

- Have students identify vocabulary words as they come across them in the story.
- Encourage students to use the new vocabulary in other contexts.
- Have students brainstorm lists of synonyms and antonyms for the new vocabulary words.
- Encourage students to use context clues to figure out unknown words.



